



SUA-110M18x-x-S236

Shell Material :

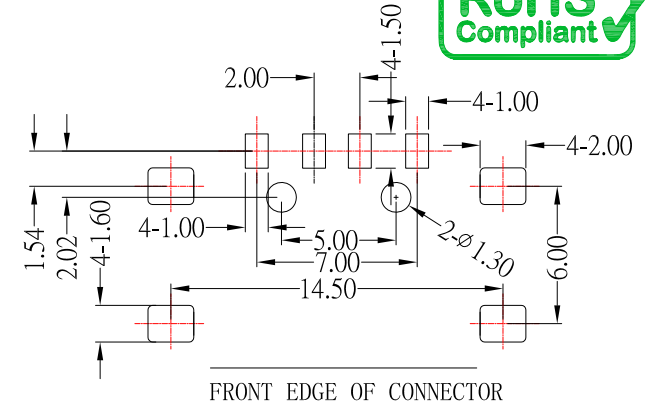
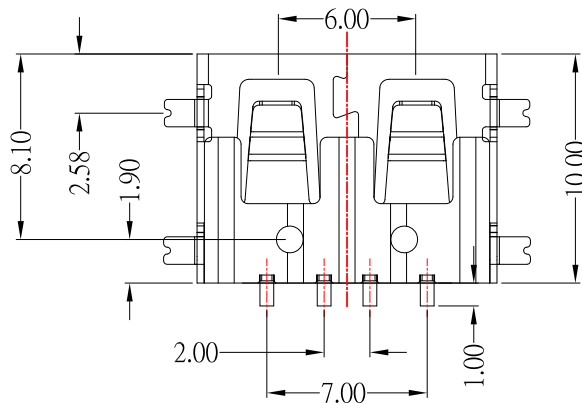
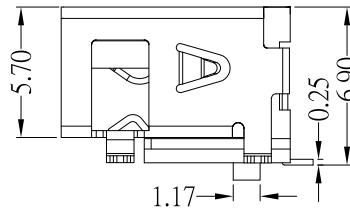
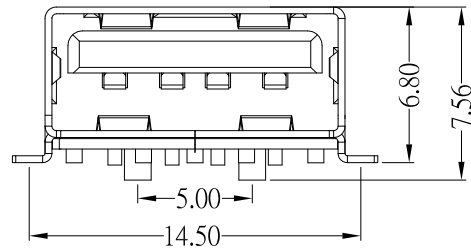
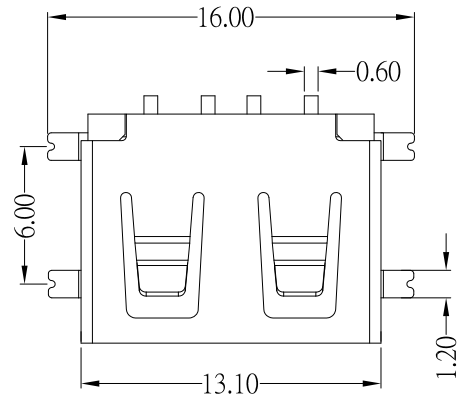
Blank : BRASS

I : SPCC

COLOR :

Black: B

White : W



P.C.B LAYOUT MOUNTING PATTERN

SPECIFICATIONS

Electrical:

- 1.Contact Resistance: 30 mΩ Max
- 2.Dielectric Withstanding Voltage: 500 V AC FOR 1 MIN
- 3.Insulation Resistance: 1,000 MΩ Min
- 4.Operating Temperature: -55°C ~ 85°C

Mechanical:

- 1.Connector Mate and Unmate Force
Mate force: 35N(3.57 kgf) Max
Unmate force: 10~35N(1.02~3.57 kgf) Min



TOLERANCE UNLESS OTHERWISE STATED :

Up to 5 ±0.2
Above 5 ~ 15 ±0.3
Above 15 ~ 30 ±0.4
Above 30 ~ 50 ±0.5
Angle ±0.3

3RD. ANGEL'S



UNITS

MM

DRAWN BY:	DATE	MAT'L	TITLE	CONNECTOR
Jack Lu	12/18/19			
CHECKED BY:	DATE	FINISH	MODLE	USB A/F 短體10.0 4腳魚叉SMT 無捲邊
Jacky Chen	12/18/19			
APPROVED BY:	DATE	SCALE	DWG NO.	SUA-110M18x-x-S236
Tony Kao	12/18/19	1 : 1	PART NO.	SUA-110M18x-x-S236
		SHEET NO.	1 of 1	

ITEM NO.	DESCRIPTION	DRAWN	DATE